

Scaled data based on original data using
LM-79-08 Approved Method: Electrical and Photometric Measurements of Solid-
State Lighting Products

Test Report Prepared for
Cooper Lighting Solutions
(formerly Eaton)

Brand: McGRAW-EDISON

Report Number: P387075

Luminaire Tested: **GWC-SA2D-740-U-T4FT**

Issue Date: 3/3/2020

Test Information

Test Method: LM-79-08
Report Number: P387075
TEST IS SCALED FROM IESNA LM-79-08 TEST DATA (G2-1903-205-16)
Test Lab: INNOVATION CENTER
Issue Date: 3/3/2020
Manufacturer: COOPER LIGHTING SOLUTIONS (FORMERLY EATON)
Product Line: MCGRAW-EDISON
Catalog Number: GWC-SA2D-740-U-T4FT
Description: GALLEON WALL LUMINAIRE
(2) 70 CRI, 4000K, 1200mA LIGHTSQUARES WITH 16 LEDS EACH AND TYPE IV FORWARD THROW OPTICS
Light Source: -
Ballast/Driver: ELECTRONIC DRIVER

Summary

Lumens per Lamp: N/A
Luminaire Lumens: 16290 lumens
Efficiency: N/A
Efficacy: 126.3 lumens/watt
Luminous Opening: Rectangular (W 1' x L: 0.5' x H: 0')
IES Classification: Type IV - Short
BUG Rating: B2 - U0 - G3

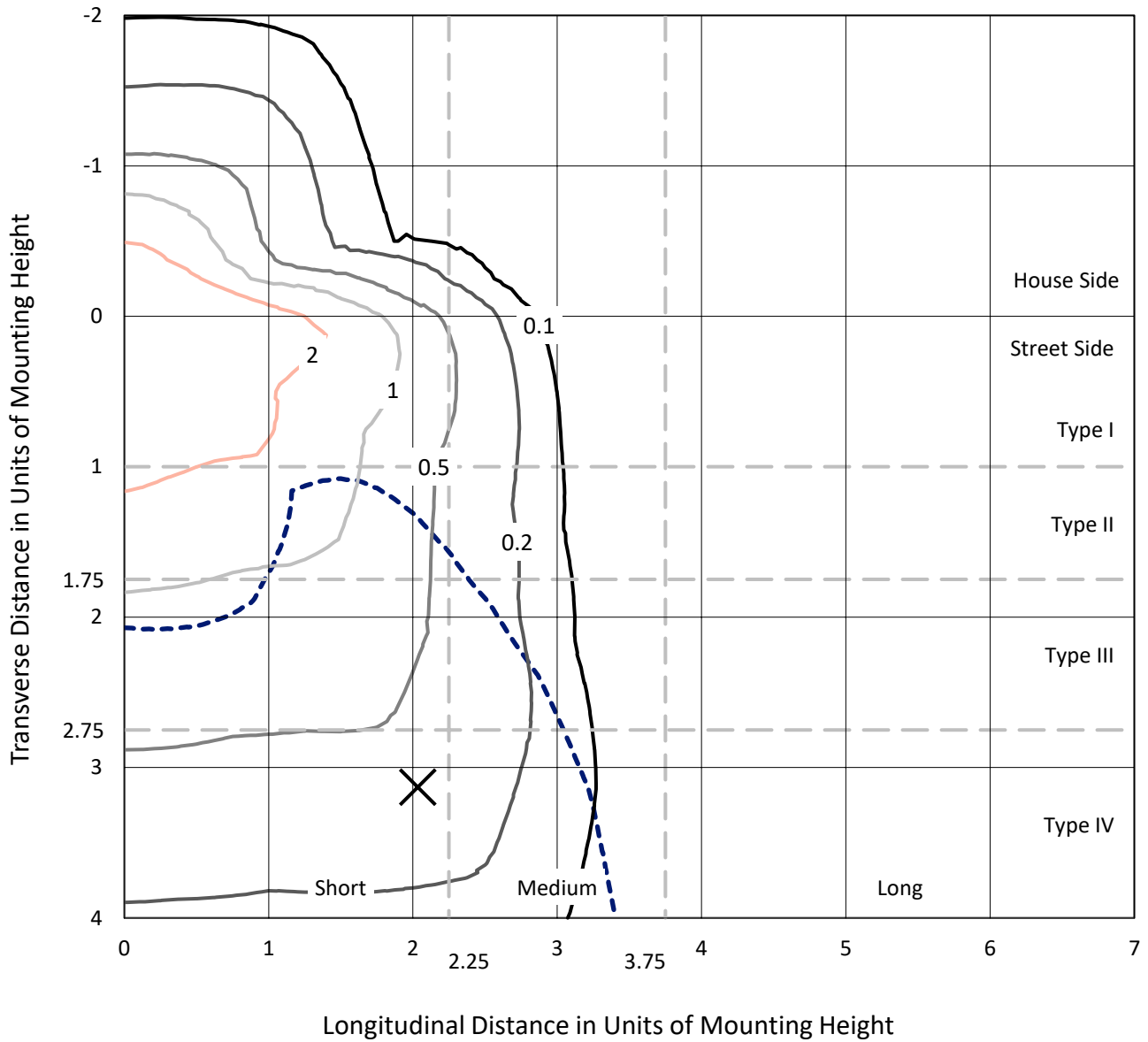
Input Watts (W): 129
Input Voltage (V): NR
Input Current (A_{in}): NR
Voltage Rise (V): NR
Power Factor: NR
Total Harmonic Distortion (THDi): NR
Frequency (hertz): 60
Stabilization Time: NR
Operation Time: NR
Ambient Temperature (°C): NR
Test Distance: 24 FT



REPORT NUMBER: P387075
 CATALOG NUMBER: GWC-SA2D-740-U-T4FT

Iso-Footcandle Lines of Horizontal Illumination

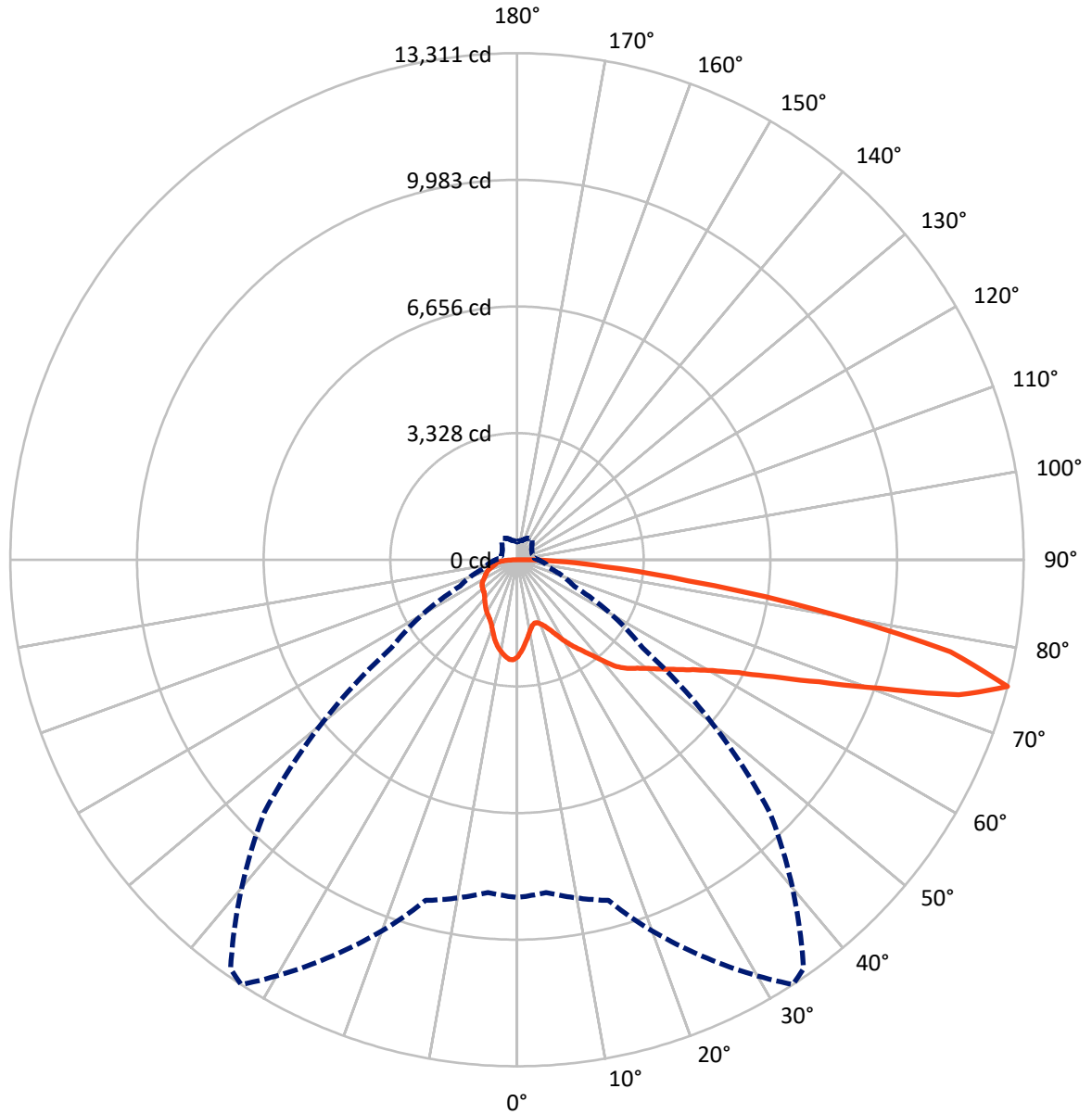
✕ Max cd
 - - - 1/2 Max cd



Based on 25 foot mounting height. Maximum calculated value = 4.1 fc
 Type IV - Short - N/A

REPORT NUMBER: P387075
CATALOG NUMBER: GWC-SA2D-740-U-T4FT

Luminous Intensity Polar Plot



— Vertical Plane Through 33-Deg Lateral - - - Horizontal Cone Through 75-Deg Vertical

REPORT NUMBER: P387075

CATALOG NUMBER: GWC-SA2D-740-U-T4FT

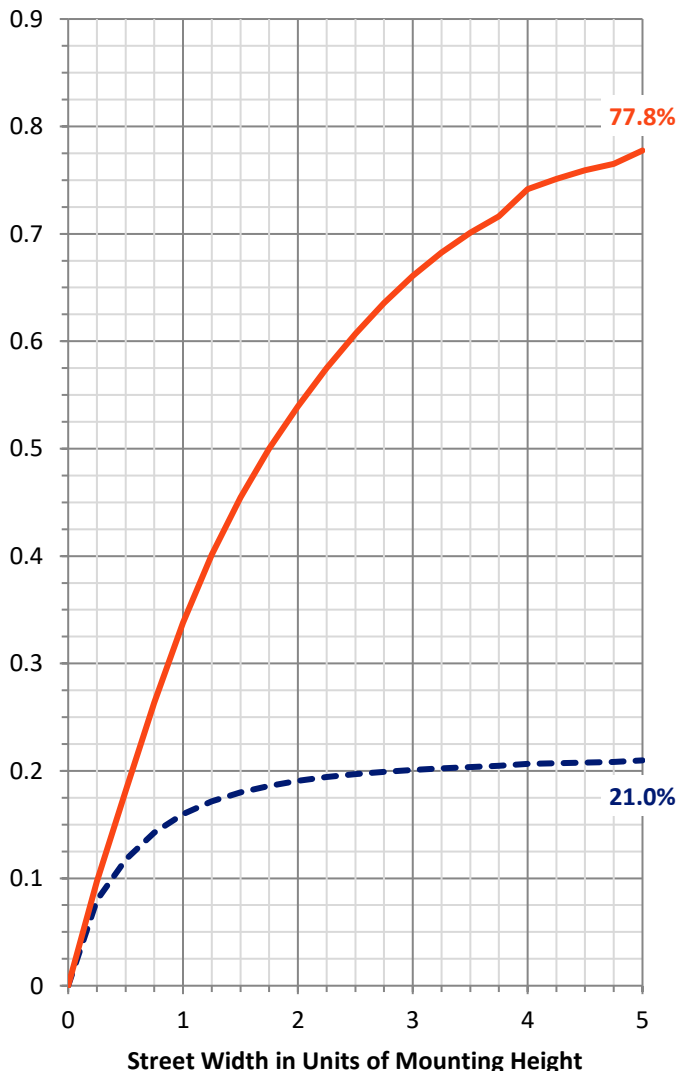
FLUX DISTRIBUTION:

		Downward	Upward	Total
House Side	Lumens	3497.9	0.0	3497.9
	% Fixture	21.5	0.0	21.5
Street Side	Lumens	12792.1	0.0	12792.1
	% Fixture	78.5	0.0	78.5
Total	Lumens	16290.0	0.0	16290.0
	% Fixture	100.0	0.0	100.0

ZONAL LUMENS:

Zone	Lumens	% Fixture
0°-10°	230.3	1.4
10°-20°	623.7	3.8
20°-30°	1018.6	6.3
30°-40°	1516.9	9.3
40°-50°	2175.6	13.4
50°-60°	2986.8	18.3
60°-70°	3739.3	23.0
70°-80°	3382.8	20.8
80°-90°	616.2	3.8
90°-100°	0.0	0.0
100°-110°	0.0	0.0
110°-120°	0.0	0.0
120°-130°	0.0	0.0
130°-140°	0.0	0.0
140°-150°	0.0	0.0
150°-160°	0.0	0.0
160°-170°	0.0	0.0
170°-180°	0.0	0.0
0°-90°	16290.0	100.0
0°-180°	16290.0	100.0

Coefficient of Utilization



REPORT NUMBER: P387075

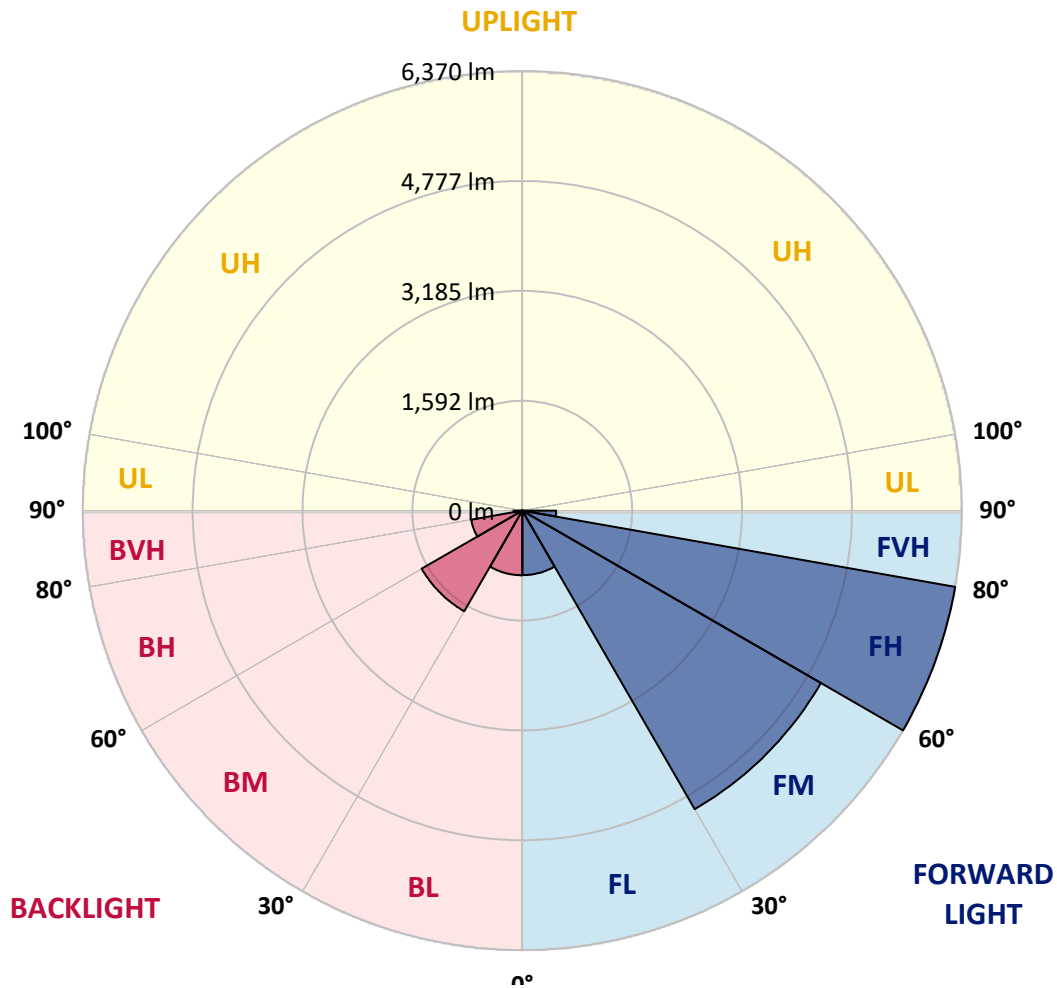
CATALOG NUMBER: GWC-SA2D-740-U-T4FT

LUMINAIRE CLASSIFICATION SYSTEM LUMEN TABLE AND BUG RATING:

Zone	Lumens	% Fixture	Zone Rating/Lumen Limit		
			B	U	G
FL (0°-30°)	935.6	5.7			
FM (30°-60°)	4995.8	30.7			
FH (60°-80°)	6370.0	39.1			G3/7500
FVH (80°-90°)	490.7	3.0			G3/500
BL (0°-30°)	936.9	5.8	B2/1000		
BM (30°-60°)	1683.4	10.3	B2/2500		
BH (60°-80°)	752.1	4.6	B2/1000		G2/1000
BVH (80°-90°)	125.4	0.8			G2/225
UL (90°-100°)	0.0	0.0		U0/0	
UH (100°-180°)	0.0	0.0		U0/0	

BUG Rating: B2-U0-G3

Type IV Short





REPORT NUMBER: P387075

CATALOG NUMBER: GWC-SA2D-740-U-T4FT

CANDELA DISTRIBUTION (FULL):

	0°	5°	15°	25°	33°	35°	45°	55°	65°	75°	85°
0°	2546.2	2546.2	2546.2	2546.2	2546.2	2546.2	2546.2	2546.2	2546.2	2546.2	2546.2
2.5°	2364.5	2355.5	2372.3	2374.6	2389.2	2394.9	2415.1	2446.6	2472.5	2502.3	2529.3
5°	2150.1	2143.9	2167.5	2184.4	2216.5	2230.0	2277.8	2344.8	2404.4	2471.9	2533.3
7.5°	1946.4	1943.0	1969.5	2007.7	2044.9	2063.4	2146.1	2243.5	2343.1	2452.2	2546.2
10°	1774.8	1773.6	1799.0	1836.7	1891.2	1912.1	2019.0	2147.3	2286.8	2437.1	2568.2
12.5°	1678.5	1682.5	1694.3	1725.8	1776.4	1797.3	1916.0	2066.8	2239.5	2432.0	2600.2
15°	1702.2	1708.4	1688.1	1687.0	1723.0	1739.3	1850.7	2009.4	2205.8	2440.4	2646.9
17.5°	1802.9	1804.0	1750.6	1716.8	1738.7	1747.2	1830.5	1976.8	2186.1	2459.6	2705.5
20°	1944.7	1941.9	1847.3	1791.1	1802.9	1805.1	1859.2	1977.3	2184.4	2492.8	2781.4
22.5°	2132.6	2111.8	1984.6	1908.1	1905.3	1901.9	1932.9	2019.0	2209.2	2546.8	2872.0
25°	2378.0	2358.3	2183.3	2078.6	2056.1	2047.7	2052.2	2107.9	2258.1	2604.7	2973.3
27.5°	2650.9	2616.6	2447.7	2299.8	2253.1	2241.2	2214.2	2233.4	2311.6	2660.4	3093.7
30°	2879.3	2860.8	2713.3	2537.8	2482.6	2465.8	2394.9	2374.0	2388.7	2736.4	3245.7
32.5°	3007.1	2994.7	2905.2	2763.4	2712.2	2688.6	2588.4	2546.8	2512.5	2856.3	3451.6
35°	3161.8	3153.9	3099.9	2996.9	2921.0	2896.2	2818.6	2775.2	2686.9	3021.1	3717.8
37.5°	3358.8	3350.3	3351.4	3268.2	3177.6	3154.5	3103.3	3057.7	2913.1	3237.8	4007.0
40°	3581.6	3565.3	3559.1	3555.1	3497.7	3484.8	3457.8	3395.9	3196.7	3496.6	4292.3
42.5°	3917.0	3859.0	3735.2	3781.9	3838.7	3832.0	3853.9	3765.0	3511.8	3802.7	4570.8
45°	4240.5	4145.4	3931.6	3941.7	4066.1	4103.8	4268.1	4205.1	3853.4	4138.1	4858.9
47.5°	4387.9	4315.9	4134.2	4134.7	4258.0	4336.2	4696.3	4651.3	4212.4	4519.0	5210.6
50°	4552.8	4480.8	4317.6	4378.9	4486.4	4569.7	5109.9	5086.8	4553.9	4936.0	5632.1
52.5°	4732.9	4610.8	4507.2	4617.0	4767.8	4864.5	5524.0	5461.0	4867.4	5355.8	6116.6
55°	4735.1	4701.9	4780.7	4861.2	5086.8	5205.5	5957.9	5791.3	5122.8	5768.2	6511.0
57.5°	5004.7	4950.6	5117.8	5154.9	5449.8	5583.7	6389.5	6078.9	5382.8	6084.5	6723.7
60°	5361.4	5315.3	5452.0	5549.9	5898.8	6077.7	6850.3	6374.3	5587.1	6323.1	6713.6
62.5°	5977.6	5925.2	5923.5	6060.8	6530.7	6738.9	7367.4	6664.1	5668.1	6370.3	6427.2
65°	6879.6	6796.3	6639.3	6704.6	7403.4	7611.1	7945.3	6873.9	5561.2	6117.1	5689.5
67.5°	7757.4	7754.6	7561.6	7695.5	8555.9	8722.4	8603.7	6894.8	5227.5	5235.4	4380.6
70°	8632.4	8643.6	8611.0	9076.9	10112.8	10286.2	9304.8	6615.1	4477.4	3780.8	2624.4
72.5°	9325.6	9322.8	9487.1	10688.5	12133.5	12094.7	9895.6	5767.7	3214.7	2040.9	1254.3
75°	8876.6	8778.7	9268.2	11486.4	13311.2	13121.6	9393.2	4023.3	1668.4	929.0	675.2
77.5°	5789.6	5882.5	6601.0	9488.8	11643.4	11412.7	6891.4	1877.2	786.1	609.4	489.5
80°	2096.6	2194.5	3090.9	5374.9	8021.9	7984.2	3393.6	771.5	531.8	460.3	356.8
82.5°	721.4	757.4	1219.4	2387.0	4529.2	4698.0	1276.8	438.3	386.6	326.4	244.2
85°	283.0	324.1	557.6	1148.5	2284.6	2301.4	517.1	262.2	269.0	213.8	133.9
87.5°	107.5	130.5	266.7	533.4	1043.2	958.3	185.1	124.9	153.1	127.2	63.6
90°	0.0	0.0	0.0	0.0	0.0	0.0	0.0	0.0	0.0	0.0	0.0



REPORT NUMBER: P387075

CATALOG NUMBER: GWC-SA2D-740-U-T4FT

CANDELA DISTRIBUTION (continued):

	90°	95°	105°	115°	125°	135°	145°	155°	165°	175°	180°
0°	2546.2	2546.2	2546.2	2546.2	2546.2	2546.2	2546.2	2546.2	2546.2	2546.2	2546.2
2.5°	2550.2	2562.0	2586.7	2603.6	2621.6	2626.7	2628.9	2633.4	2637.9	2636.3	2636.8
5°	2565.9	2589.0	2628.9	2645.8	2653.7	2644.7	2627.2	2613.2	2603.1	2597.4	2595.7
7.5°	2591.8	2624.4	2667.2	2664.4	2646.4	2606.4	2561.4	2527.6	2499.5	2489.4	2483.8
10°	2626.1	2664.4	2694.2	2662.1	2609.8	2540.6	2473.1	2420.7	2378.5	2362.2	2359.4
12.5°	2670.0	2708.8	2714.5	2646.4	2559.7	2465.2	2373.5	2304.3	2241.2	2221.0	2216.5
15°	2726.8	2763.4	2728.5	2618.8	2497.8	2370.7	2251.9	2158.0	2091.6	2066.8	2057.8
17.5°	2786.5	2821.4	2731.3	2573.2	2416.8	2258.7	2109.6	2013.3	1937.4	1908.7	1905.3
20°	2858.0	2873.7	2719.5	2508.0	2305.4	2113.5	1956.5	1865.9	1825.4	1805.1	1802.9
22.5°	2946.3	2929.4	2692.5	2419.6	2164.1	1945.8	1818.1	1775.9	1765.8	1761.3	1762.9
25°	3039.7	2987.9	2652.6	2304.3	1985.8	1778.1	1716.8	1728.6	1742.1	1740.4	1740.4
27.5°	3142.7	3047.6	2591.2	2151.2	1788.3	1640.8	1648.1	1691.5	1711.7	1711.2	1710.6
30°	3274.9	3115.1	2513.0	1967.2	1603.7	1544.0	1588.5	1641.4	1669.0	1667.8	1668.4
32.5°	3437.5	3189.4	2406.7	1761.8	1470.3	1472.6	1523.8	1576.1	1608.2	1605.4	1605.9
35°	3627.7	3272.7	2262.6	1559.2	1382.0	1415.8	1456.3	1492.8	1523.2	1519.3	1515.4
37.5°	3834.8	3354.3	2071.3	1378.1	1310.0	1362.9	1396.6	1402.8	1416.9	1406.8	1399.4
40°	4031.7	3416.7	1824.8	1229.5	1237.4	1317.8	1339.8	1315.0	1289.7	1286.3	1276.2
42.5°	4203.4	3437.5	1575.6	1110.8	1160.9	1270.6	1284.1	1232.3	1186.7	1165.4	1156.3
45°	4384.6	3444.9	1343.2	1011.2	1087.1	1228.4	1243.0	1173.8	1109.6	1063.5	1048.3
47.5°	4621.5	3497.7	1162.5	937.5	1030.9	1200.2	1221.1	1127.1	1043.8	978.0	963.9
50°	4931.5	3602.4	1015.7	881.2	994.3	1181.7	1205.3	1081.5	989.8	910.4	896.4
52.5°	5275.9	3698.6	896.9	835.6	958.8	1149.0	1185.0	1048.9	939.1	848.0	832.8
55°	5516.7	3624.9	801.3	788.3	912.7	1102.3	1156.9	1021.3	866.6	787.2	773.7
57.5°	5562.9	3372.8	728.7	739.4	857.0	1043.8	1113.6	960.0	827.2	760.8	746.7
60°	5436.8	3021.7	674.7	694.4	797.3	970.1	1032.6	916.6	789.5	732.6	720.8
62.5°	5120.0	2662.1	634.7	653.9	741.6	895.3	981.9	871.1	751.2	700.6	688.7
65°	4480.2	2235.0	596.5	617.8	689.9	830.5	936.3	828.9	713.5	674.7	663.4
67.5°	3381.8	1674.0	560.4	579.6	643.7	774.3	886.8	787.2	676.9	652.2	638.7
70°	1991.4	1048.3	519.4	539.6	595.3	715.8	833.9	741.6	631.3	620.1	602.7
72.5°	926.8	630.8	472.7	492.4	534.6	637.5	765.8	682.0	577.3	552.6	528.9
75°	553.1	461.4	417.5	435.0	464.8	554.3	680.3	621.2	526.1	493.5	468.7
77.5°	413.6	352.8	356.8	375.3	399.5	485.0	602.7	573.4	486.7	461.4	444.5
80°	297.7	267.8	290.9	311.2	336.5	441.2	577.3	530.1	440.0	406.3	390.5
82.5°	198.6	192.4	218.9	239.7	264.5	386.0	542.4	464.2	375.9	333.1	298.2
85°	109.7	115.9	147.4	156.4	177.8	271.8	444.5	373.1	283.0	227.9	217.8
87.5°	45.6	53.5	79.3	76.5	94.5	162.1	292.6	225.1	180.1	134.5	104.7
90°	0.0	0.0	0.0	0.0	0.0	0.0	0.0	0.0	0.0	0.0	0.0

Signify Classified - Internal
Cooper Lighting Solutions Photometric Lab
1121 Highway 74 South
Peachtree City, GA 30269

Scaled Data Report



Report Generated By 670245982

Signify Classified - Internal
Cooper Lighting Solutions Photometric Lab
1121 Highway 74 South
Peachtree City, GA 30269

Scaled Data Report



Signify Classified - Internal
Cooper Lighting Solutions Photometric Lab
1121 Highway 74 South
Peachtree City, GA 30269

Scaled Data Report



Signify Classified - Internal
Cooper Lighting Solutions Photometric Lab
1121 Highway 74 South
Peachtree City, GA 30269

Scaled Data Report



Signify Classified - Internal
Cooper Lighting Solutions Photometric Lab
1121 Highway 74 South
Peachtree City, GA 30269

Scaled Data Report



--- HS — SS

Signify Classified - Internal
Cooper Lighting Solutions Photometric Lab
1121 Highway 74 South
Peachtree City, GA 30269

Scaled Data Report



u

Signify Classified - Internal
Cooper Lighting Solutions Photometric Lab
1121 Highway 74 South
Peachtree City, GA 30269

Scaled Data Report



Signify Classified - Internal
Cooper Lighting Solutions Photometric Lab
1121 Highway 74 South
Peachtree City, GA 30269

Scaled Data Report



(END OF REPORT)